

FY 2022/23 Performance

Quarter 1

47

No. of Counties

7,390

No. of Health Facilities

28,851

No. of Orders Distributed

6,087,588

No. of Picks

938

No. of SKUs

7.0

Av. Velocity in Months

Ksh6,331,708,136

Value of HPT

27



Source of Funds

Month: All

Total Cost Value by Month - EMMS

Total Cost Value by Month - Programs

Select all	Aug
Jul	Sep



Quarter 2

47

No. of Counties

7,859

No. of Health Facilities

31,289

No. of Orders Distributed

7,389,996

No. of Picks

1,062

No. of SKUs

6.8

Av. Velocity in Months

Ksh7,857,990,270

Value of HPT

30

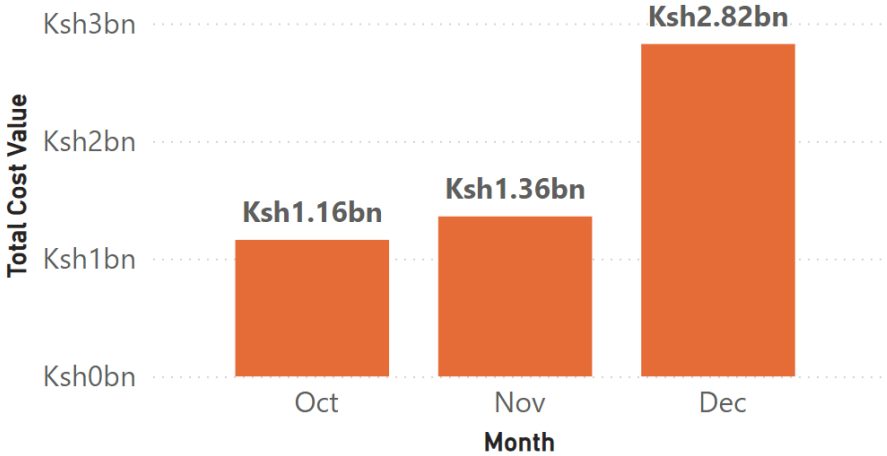
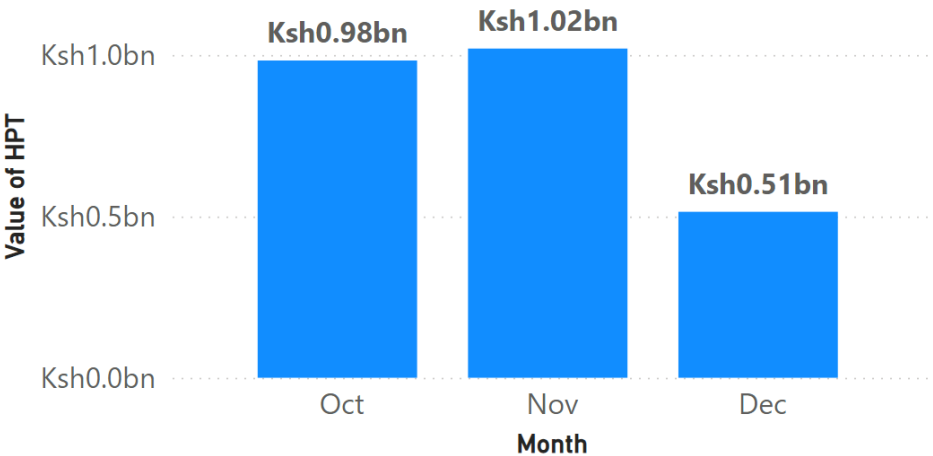
Source of Funds

Month: All

Total Cost Value by Month - EMMS

Total Cost Value by Month - Programs

Select all	Nov
Oct	Dec



Quarter 3

48

No. of Counties

7,999

No. of Health Facilities

31,024

No. of Orders Distributed

8,067,362

No. of Picks

1,191

No. of SKUs

6.4

Av. Velocity in Months

Ksh5,976,304,504

Value of HPT

34

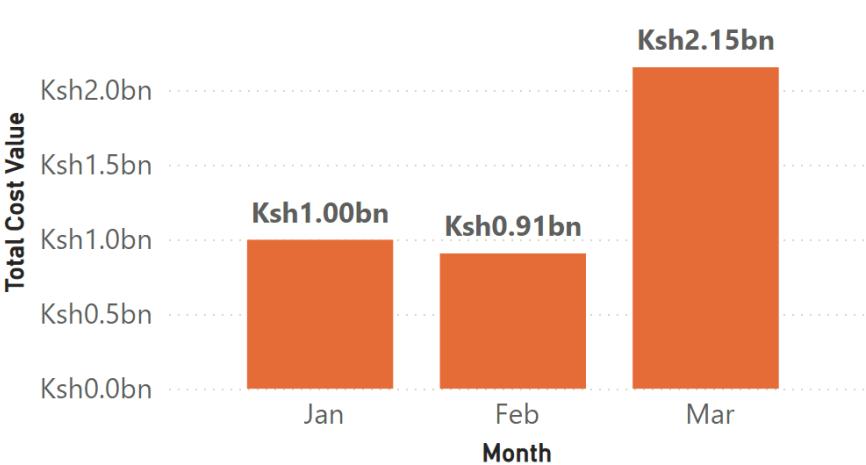
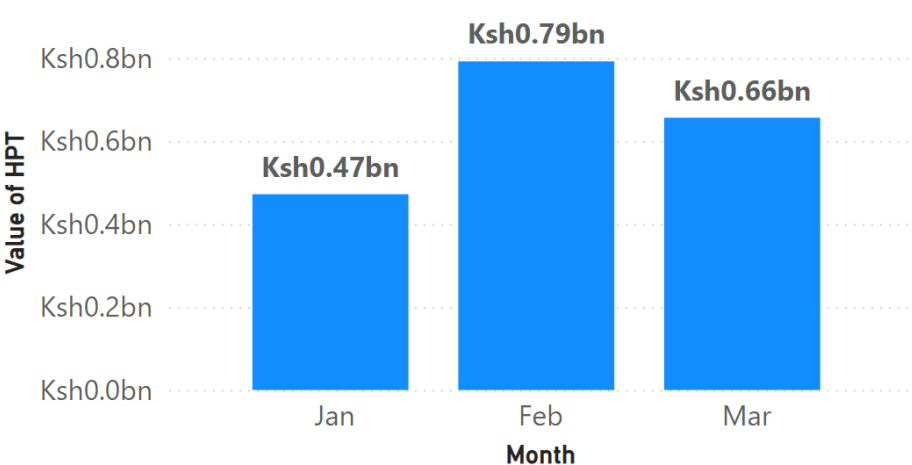
Source of Funds

Month: All

Total Cost Value by Month - EMMS

Total Cost Value by Month - Programs

Select all	Feb
Jan	Mar



Quarter 4

47

No. of Counties

8,322

No. of Health Facilities

32,984

No. of Orders Distributed

7,179,346

No. of Picks

856

No. of SKUs

6.5

Av. Velocity in Months

Ksh6,987,797,083

Value of HPT

35

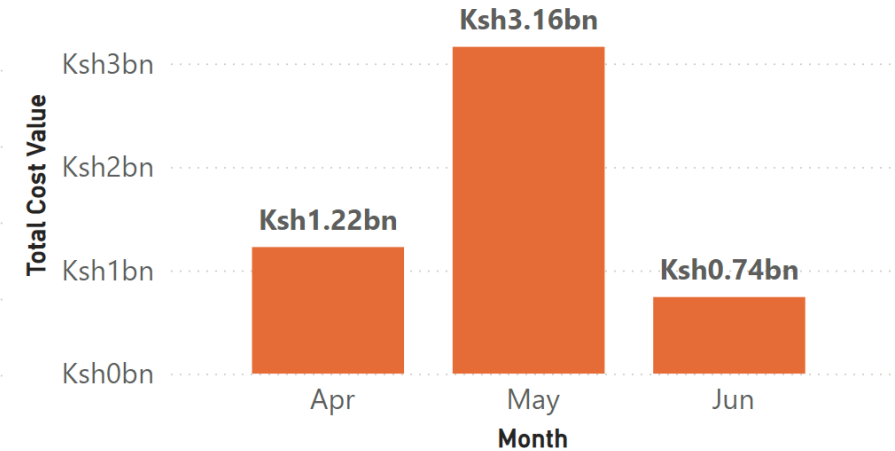
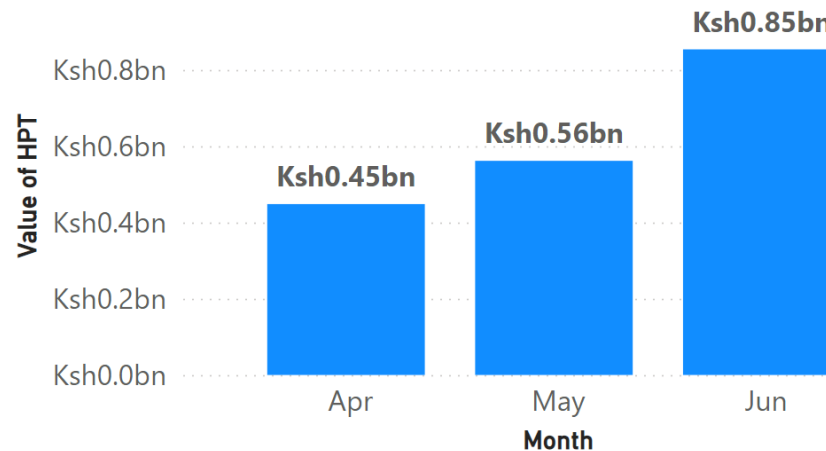
Source of Funds

Month: All

Total Cost Value by Month - EMMS

Total Cost Value by Month - Programs

Select all	May
Apr	Jun



FY 2023/24 Performance

Quarter 1

47

No. of Counties

7,235

No. of Health Facilities

26,871

No. of Orders Distributed

5,184,773

No. of Picks

891

No. of SKUs

7.1

Av. Velocity in Months

Ksh6,739,674,250

Value of HPT

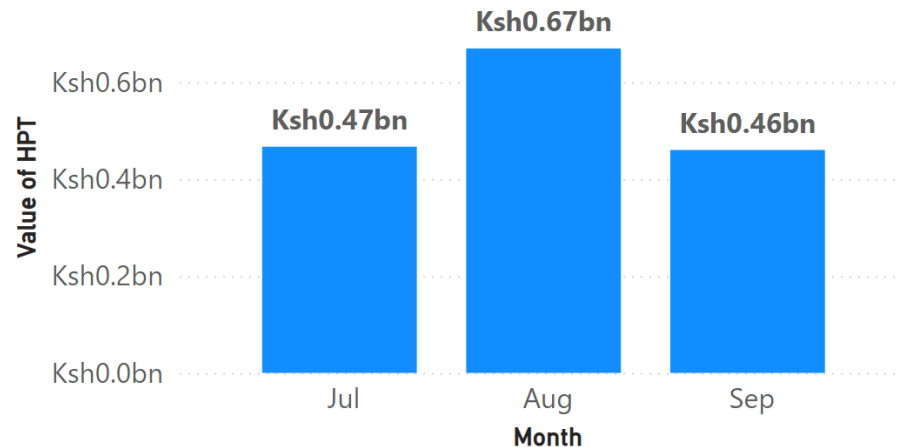
37

Source of Funds

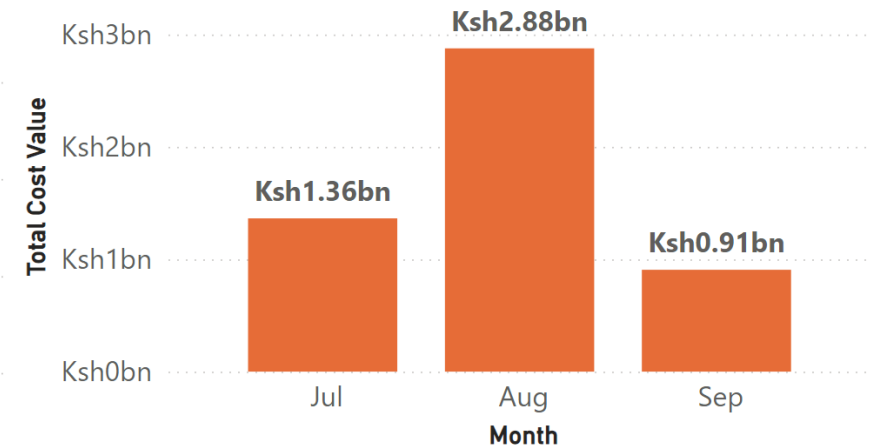
Month: Multiple selectio...

Select all	Feb	Jun
Jul	Mar	Jan
Aug	Apr	
Sep	May	

Total Cost Value by Month - EMMS



Total Cost Value by Month - Programs



Quarter 2

47

No. of Counties

7,298

No. of Health Facilities

27,886

No. of Orders Distributed

7,242,887

No. of Picks

862

No. of SKUs

7.0

Av. Velocity in Months

Ksh8,796,391,007

Value of HPT

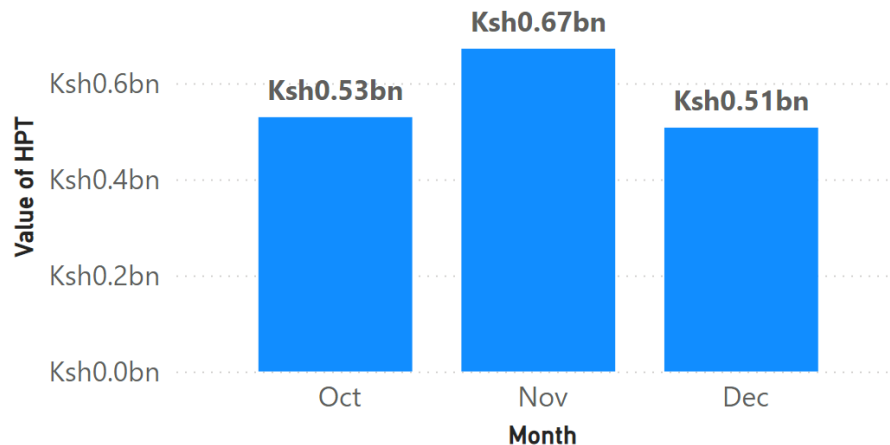
44

Source of Funds

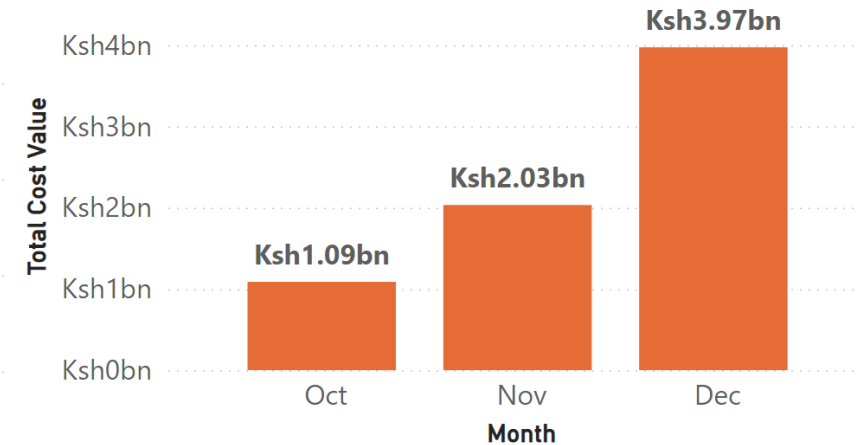
Month: Multiple selection...

Select all	Feb	Jun
Oct	Mar	Jan
Nov	Apr	
Dec	May	

Total Cost Value by Month - EMMS



Total Cost Value by Month - Programs



Quarter 3

47

No. of Counties

11,699

No. of Health Facilities

33,457

No. of Orders Distributed

6,766,206

No. of Picks

825

No. of SKUs

6.6

Av. Velocity in Months

Ksh6,953,052,341

Value of HPT

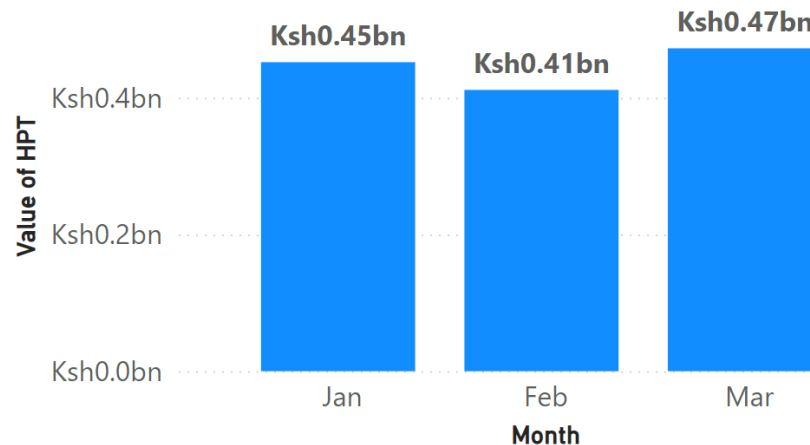
37

Source of Funds

Month: Multiple selectio...

Select all	Mar	Jun
Jan	Apr	
Feb	May	

Total Cost Value by Month - EMMS



Total Cost Value by Month - Programs

